

Entry Door Systems



6'8" Entry Door Options

Full-Glass, Crystalline™ & Wellesley™ Smooth-Star®



S916 ◆◆◆ 9 / **S6130SL** ■◆◆ 9
Smooth
Painted Indigo
(Also available: Fiber-Classic Mahogany
FCM16 / FCM18101SL ■◆◆ 9,
Fiber-Classic Oak FC16 / 18101SL ■◆◆ 9)



S155 ◆◆◆ 9 / **S5870SL** ■◆◆ 9
Smooth
Painted Granite
(Also available: Fiber-Classic Mahogany
FCM104 / FCM818SL ■◆◆ 9,
Fiber-Classic Oak FC104 / FC818SL ■◆◆ 9)

Full-Glass, Saratoga™ & Axis™ Smooth-Star®



S154 ◆◆◆ 9 / **S602SL** ■◆◆ 9
Smooth
Painted Ruby Red
(Also available: Fiber-Classic Mahogany
FCM905 / FCM815SL ■◆◆ 9,
Fiber-Classic Oak FC905 / FC815SL ■◆◆ 9)



S1652 ◆◆ 9 / **S1651SL** ■◆◆ 9
Smooth
Painted Onyx
(Also available: Fiber-Classic Mahogany
FCM1652 / FCM1651SL ■◆◆ 9,
Fiber-Classic Oak FC1652 / FC1651SL ■◆◆ 9)

Full-Glass, Salinas® & Maple Park® Smooth-Star®



S6008 X 9 / **S6134SL** ■ X 9
Smooth
Painted Cabernet
(Also available: Fiber-Classic Mahogany
FCM113 / FCM814SL ■ X 9,
Fiber-Classic Oak FC113 / FC814SL ■ X 9)



S6100 ◆◆◆ 9 / **S6131SL** ■◆◆ 9
Smooth
Painted Cypress
(Also available: Fiber-Classic Mahogany
FCM900 / FCM812SL ■◆◆ 9,
Fiber-Classic Oak FC900 / FC812SL ■◆◆ 9)

Full-Glass, Satin Etch & Low-E Flush-Glazed Glass Smooth-Star®



S2000XE ▲ / **S2000XESL** ▲
Smooth
Painted Granite



S2000 ▲ / **S2000SL** ▲
Smooth
Painted Alpine

3/4 Glass, Blackstone® & Maple Park® Smooth-Star®



S979 ◆◆◆ 9 / **S4570SL** ■◆◆ 9
Smooth
Painted Chestnut
(Also available: Fiber-Classic Oak
FC770 / FC808SL ■◆◆ 9)



S6103 ◆◆◆ 9 / **S6131SL** ■◆◆ 9
Smooth
Painted Onyx
(Also available: Fiber-Classic Oak
FC777 / FC812SL ■◆◆ 9)

1/2-Glass, Saratoga™ & Kensington™ Smooth-Star®



S213 ◆◆◆ 9 / **S602SL** ■◆◆ 9
Smooth
Painted Indigo
(Also available: Fiber-Classic Mahogany
FCM906 / FCM815SL ■◆◆ 9,
Fiber-Classic Oak FC906 / FC815SL ■◆◆ 9)



S6036 ◆◆◆ 9 / **S6132SL** ■◆◆ 9
Smooth
Painted Ruby Red
(Also available: Fiber-Classic Mahogany
FCM6029 / FCM813SL ■◆◆ 9)

6'8" Entry Door Options

Full-Glass, Low-E / GBG Smooth-Star.



S108 / S1170SL

Smooth
Painted Cypress
(Also available: Fiber-Classic Mahogany
FCM118 / FCM12102SL
Fiber-Classic Oak FC118 / 12102SL)



S128 / S1170SL

Smooth
Painted Onyx
(Also available: Fiber-Classic Mahogany
FCM138 / FCM12102SL
Fiber-Classic Oak FC138 / 12102SL)

Full-Glass, Internal Blinds & Low-E Smooth-Star.



S130* / S6128SL*

Smooth
Painted Indigo
(Also available: Fiber-Classic Mahogany
FCM141* / FCM1286SL*
Fiber-Classic Oak FC141* / 1286SL*)



S118 / S601SL

Smooth
Painted Alpine
(Also available: Fiber-Classic Mahogany
FCM110 / FCM12101SL
Fiber-Classic Oak FC110 / 12101SL)

1/2-Glass, Internal Blinds & Screen Vented Smooth-Star.



S132* / S6128SL*

Smooth
Painted Cabernet
(Also available: Fiber-Classic Mahogany
FCM141* / FCM1286SL*
Fiber-Classic Oak FC141* / 1286SL*)



S243

Smooth
Painted Alpine

1/2-Glass, Satin Etch & Low-E / GBG Smooth-Star.



S206XE / S601XESL

Smooth
Painted Granite
(Also available: Fiber-Classic Mahogany
FCM62XE / FCM12101XESL
Fiber-Classic Oak FC62XE / 12101XESL)



S262 / S1170SL

Smooth
Painted Ruby Red

Craftsman / Fan-Lite, Low-E Smooth-Star.



S601 / S601SL

Smooth
Painted Chestnut
(Also available: Fiber-Classic Mahogany
FCM601 / FCM12101SL)



S256 / S601SL

Smooth
Painted Indigo

Solid Panel Smooth-Star.



S600 / S601SL

Smooth
Painted Cypress
(Also available: Fiber-Classic Mahogany
FCM600 / FCM12101SL)



S210 / S601SL

Smooth
Painted Onyx
(Also available: Fiber-Classic Mahogany FCM60 /
FCM12101SL, Fiber-Classic Oak FC60 / 12101SL)

8'0" Entry Door Options

Full-Glass, Salinas® & Axis™
Smooth-Star®



S85893 X 6 / S85931SL X 6
Smooth
Painted Cabernet
(Also available: Fiber-Classic Mahogany
FCM873 / FCM81919SL X 6,
Fiber-Classic Oak 81919P / 81919SL X 6)




S81652 6 / S81651SL 6
Smooth
Painted Onyx
(Also available: Fiber-Classic Mahogany
FCM81652 / FCM81651SL 6,
Fiber-Classic Oak FC81652 / FC81651SL 6)

Full-Glass, Internal Blinds, Low-E / GBG & Low-E
Smooth-Star® / Fiber-Classic®



S829* 6 / S85928SL* 6
Smooth
Painted Alpine
(Also available: Fiber-Classic Mahogany
FCM8115* / FCM81225SL* 6,
Fiber-Classic Oak 81225P* / 81225P* 6)



S828 6 / S81186SL 6
Smooth
Painted Ruby Red
(Also available: Fiber-Classic Mahogany
FCM81828 / FCM81208SL 6,
Fiber-Classic Oak 81828 / 81208SL 6)



FCM870 6 / FCM81200SL 6
Mahogany Grain
Stained Autumn Harvest
(Also available: Fiber-Classic Oak 81200P /
81200SL 6, Smooth-Star S818 / S81086SL 6)

3/4-Glass, Blackstone® & Wellesley™
Smooth-Star® / Fiber-Classic®



S894 6 / S85927SL 6
Smooth
Painted Indigo
(Also available: Fiber-Classic Oak
81952P / 81918SL 6)



81959P 6 / 81921SL 6
Oak Grain
Stained Mulberry
(Also available: Smooth-Star S892 / S85934SL 6)



FCM862XR 6 / FCM81200XRSL 6
Mahogany Grain
Stained Redwood
(Also available: Fiber-Classic Oak 81929PXR / 81200XRSL 6,
Smooth-Star S81929PXR / S81086XRSL 6)



S81929P 6 / S81086SL 6
Smooth
Painted Cypress
(Also available: Fiber-Classic Mahogany
FCM862 / FCM81200SL 6,
Fiber-Classic Oak 81929P / 81200SL 6)

Craftsman, Saratoga™ & Low-E / SDL
Smooth-Star®



S8602 6 / S85932SL 6
Smooth
Painted Cabernet



S8608* 6 / S81186SL* 6
Smooth
Painted Chestnut



S8200 6 / S81086SL 6
Smooth
Painted Granite



FCM860 6 / FCM81200SL 6
Mahogany Grain
Stained New Earth
(Also available: Fiber-Classic Oak FC860 / 81200SL 6)

*Impact Blinds and SDLs are not Therma-Tru supplied items.

for Fiber-Classic[®], Smooth-Star[®] & Pulse[®] Fiberglass Doors



The quality you expect from a Therma-Tru[®] door, with a completely composite exterior.

- Tru-Guard[™] composite edges are engineered to work together with composite top and bottom rails and durable fiberglass door skins to help protect from water absorption and rot on all six sides.
- Matches wood-grained and smooth door skins, delivering an improved aesthetic with a uniform look around the edges of the door.



Buff Grained

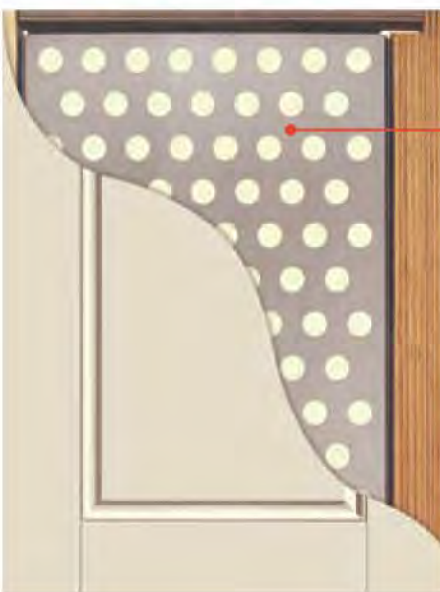


White Smooth



Florida Warranty Rider – Warrants the door slab against rotting and / or delamination and offers enhanced warranty protection and a labor allowance for residential, commercial and multi-family installations.

Tough When You Need It. Beautiful Always.



Impact Doors

Feature a built-in 24-gauge steel plate lining.

Impact Glass

Features special laminated glass construction.



With Cover



Without Cover



Impact Lip-Lite Frame

Features durable, paintable aluminum construction. An attractive scrolled profile gives a thin, sleek appearance and a screw channel cover helps hide unsightly screws.

High-Power Testing

Our Impact-rated doors pass a large missile impact test. We blast a 9 lb. 2" x 4" stud into the doors at 34 mph to prove they're the better choice for strength and stability.

*Must be installed as part of a Therma-Tru door system in compliance with a Therma-Tru Impact-rated product approval. Not impact tested for use in multi-lite door style configurations.

PRISMA GUARD™ Finished for Lasting Beauty

Handcrafted and professionally applied, a PrismaGuard finish is built to last, just like the Therma-Tru door it was designed for.

10 YEAR
LIMITED
WARRANTY

10-Year Warranty



Durable Topcoat




Professional Application

PrismaGuard™ Stain

Brings the authentic look of wood to life with rich tones that add dimension to enhance wood grain doors.



Wildflower Honey Rustic Clay Mulberry



Redwood Autumn Harvest New Earth



Barley Driftwood Raven




Fiber-Classic Mahogany Collection, Maple Park Glass, Door – FCM900, PrismaGuard Stain – Wildflower Honey

PrismaGuard™ Paint

Delivers a pop of color, allowing you to tailor the look to make a beautiful lasting impression. Custom paint colors available. Please contact Parksite's Customer Service department at 863-940-5920 for more information.



Chestnut Granite Onyx



Cypress Indigo Cabernet



Alpine Ruby Red



Smooth-Star, Clear Glass with GBGs, Door – S82104, Painted Cabernet

Hardware Options



Knobs

Plymouth



Georgian



Levers

Accent



Latitude



Handlesets (Shown with Interior Trim Options)

Addison



Georgian Knob x Addison Rose



Camelot



Georgian Knob x Camelot



Plymouth



Accent Lever

Latitude Lever

Plymouth Knob

Georgian Knob

Century



Latitude Lever x Century

Finish Options



Satin Nickel

Aged Bronze

Deadbolt

Single Cylinder B-Series



Multi-Point Locking System

Exterior Handlesets



Heirloom

Venture

Millennium

Finish Options



Brushed Nickel

Oil-Rubbed Bronze

Standard Door Options



Tongue

(For single door systems.)




Shootbolt

(For double door systems.)



Turn a vision into a reality.

Try different fiberglass door and glass combinations on your home with the DoorWays™ App from Therma-Tru.




THERMA-TRU
DOORS

www.thermatru.com

1-800-THERMA-TRU (843-7628)

1750 Indian Wood Circle

Maumee, OH 43537



Parksite

2015 Memorial Blvd. Suite 200
Lakeland FL 33815
Phone 863.940.5920
www.parksite.com

©2017 Therma-Tru Corp. All rights reserved. THERMA-TRU and the Therma-Tru Logo are trademarks of Therma-Tru Corp. Registered trademarks are registered in the U.S. and may be registered internationally. All trademarks are property of their respective owners. Therma-Tru Corp. is an operating company of Fortune Brands Home & Security, Inc. MET17.7987B STD NOV 2017